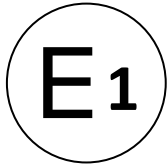




Kraftfahrt-Bundesamt

DE-24932 Flensburg



MITTEILUNG

ausgestellt von:

Kraftfahrt-Bundesamt

über die Erweiterung einer Genehmigung für einen Schutzhelmtyp mit einem Visiertyp(en) nach der Regelung Nr. 22 einschließlich Änderung Nr. 06 Ergänzung 02

COMMUNICATION

issued by:

Kraftfahrt-Bundesamt

concerning the extension of an approval of a type of protective helmet with one visor type(s) pursuant to Regulation No. 22 including amendment No. 06 supplement 02

Genehmigungsnummer: **E1*22R06/02*300979*01**

Approval number:

1. Fabrik- oder Handelsmarke:
Trade name or mark:
MHR, LS2, KTM
2. Typ:
Type:
FF808
3. Größen:
Sizes:
XS(53/54), S(55/56), M(57/58), L(59/60), XL(61/62), XXL(63/64), XXXL(65/66)
4. Name des Herstellers:
Manufacturer's name:
**JIANGMEN PENGCHENG HELMETS LTD.
CN-Gonghe Town, Heshan City**
5. Anschrift:
Address:
**Siehe Punkt 4.
See item 4.**
6. Name des Vertreters des Herstellers (gegebenenfalls):
Name of manufacturer's representative (if any):
**Entfällt
Not applicable**



Kraftfahrt-Bundesamt

DE-24932 Flensburg

2

Genehmigungsnummer: **E1*22R06/02*300979*01**

Approval Number:

7. Anschrift:
 Address:
 Siehe Punkt 6.
 See item 6.

8. Kurze Beschreibung des Helms:
 Brief description of helmet:
 Siehe Anlagen
 See enclosures

9. **Helm mit schützender unterer Gesichtsabdeckung (P)**
 Helmet with protective lower face cover (P)

10. Visiertyp oder Visiertypen:
 Type of visor or visors:
 FF-MHR-109 (E1 22R 06300980)

11. Kurze Beschreibung des Visiers oder der Visiere:
 Brief description of visor(s):
 Siehe Anlagen
 See enclosures

12. Helm betriebsbereit für spezifisches Zubehör (SA)/ betriebsbereit für universelles
 Zubehör (UA)
 Helmet ready for specific accessory (SA)/ready for universal accessories (UA)
 Entfällt
 Not applicable

13. In der Helmhomologation enthaltenes Zubehör und Funktionalität:
 Accessories included in the helmet homologation and functionality:
 Entfällt
 Not applicable

14. Wenn UA-Helm:
 If UA helmet:
 Entfällt
 Not applicable

15. Zur Genehmigung vorgelegt am:
 Submitted for approval on:
 21.09.2023

16. Technischer Dienst, der die Prüfungen für die Genehmigungen durchführt:
 Technical service responsible for conducting approval tests:
 SGS-TÜV Saar GmbH
 DE-81379 München



Kraftfahrt-Bundesamt


DE-24932 Flensburg

3

Genehmigungsnummer: **E1*22R06/02*300979*01**

Approval Number:

17. Datum des Gutachtens des Technischen Dienstes:
Date of report issued by that service:
19.09.2023
18. Nummer des Gutachtens des Technischen Dienstes:
Number of report issued by that service:
HOM ECN T23/027-01
19. Bemerkung(en):
Remark(s):
Handelsbezeichnung(en):
General commercial description(s):
FF808, FF808-1, STREAM, STREAM II
20. Die Genehmigung wird **erweitert**
Approval is **extended**
21. Ort: **DE-24932 Flensburg**
Place:
22. Datum: **28.09.2023**
Date:
23. Unterschrift: **Im Auftrag**
Signature:


(D. Stieglitz)



24. Folgende mit der oben erwähnten Genehmigungsnummer versehene Dokumente sind auf Anforderung erhältlich:
The following documents, bearing the approval number shown above, are available on request:

Anlagen:
Enclosures:
Gemäß Inhaltsverzeichnis
According to index



Kraftfahrt-Bundesamt

DE-24932 Flensburg

Zu: E1*22R06/02*300979*01

To:

Erklärung über die Einhaltung der Anforderungen hinsichtlich der Übereinstimmung der Produktion gemäß dem Übereinkommen von 1958
Statement of compliance with the conformity of the production requirements of the 1958 Agreement

1. Name des Herstellers:
Manufacturer's name:
JIANGMEN PENGCHENG HELMETS LTD.
CN-Gonghe Town, Heshan City
2. Datum der Anfangsbewertung:
Date of the initial assessment:
10.08.2015
3. Datum aller durchgeführten Überwachungstätigkeiten:
Date of any surveillance activities:

Aktenzeichen Register number	Datum der Begehung Date of inspection	Genehmigungsnummer Approval number
CoP-Q: Entfällt Not applicable		
CoP-P: P-501834	12.06.2018	05300517, Erweiterung 02
P-503485	17.03.2022	E1*22R05/03*300584*02



Kraftfahrt-Bundesamt

DE-24932 Flensburg

Zu: **E1*22R06/02*300979*01**

To:

Inhaltsverzeichnis zu den Beschreibungsunterlagen Index to the information package

Ausgabedatum: **26.04.2023** Letztes Änderungsdatum: **28.09.2023**
Date of issue: Last date of amendment:

Nebenbestimmungen und Rechtsbehelfsbelehrung
Collateral clauses and instruction on right to appeal

Prüfbericht(e) Nr.:	Datum:
Test report(s) No.:	Date:
HOM ECN T23/027-00	27.03.2023
HOM ECN T23/027-01	19.09.2023

Beschreibungsbogen Nr.:	Datum:
Information document No.:	Date:
R22-FF808-00	25.02.2023
R22-FF808-01	05.09.2023

Liste der Änderungen:	Datum:
List of modifications:	Date:
Siehe Prüfbericht: "List of modifications"	19.09.2023
See test report: "List of modifications"	



Kraftfahrt-Bundesamt

DE-24932 Flensburg

Nummer der Genehmigung: **E1*22R06/02*300979*01**

- Anlage -

Nebenbestimmungen und Rechtsbehelfsbelehrung

Nebenbestimmungen

Jede Einrichtung, die dem genehmigten Typ entspricht, ist gemäß der angewendeten Vorschrift zu kennzeichnen.

Die Einzelerzeugnisse der reihenweisen Fertigung müssen mit den Genehmigungsunterlagen genau übereinstimmen. Änderungen an den Einzelerzeugnissen sind nur mit ausdrücklicher Zustimmung des Kraftfahrt-Bundesamtes gestattet.

Änderungen der Firmenbezeichnung, der Anschrift und der Fertigungsstätten sowie eines bei der Erteilung der Genehmigung benannten Zustellungsbevollmächtigten oder bevollmächtigten Vertreters sind dem Kraftfahrt-Bundesamt unverzüglich mitzuteilen.

Verstöße gegen diese Bestimmungen können zum Widerruf der Genehmigung führen und können überdies strafrechtlich verfolgt werden.

Die Genehmigung erlischt, wenn sie zurückgegeben oder entzogen wird, oder der genehmigte Typ den Rechtsvorschriften nicht mehr entspricht. Der Widerruf kann ausgesprochen werden, wenn die für die Erteilung und den Bestand der Genehmigung geforderten Voraussetzungen nicht mehr bestehen, wenn der Genehmigungsinhaber gegen die mit der Genehmigung verbundenen Pflichten - auch soweit sie sich aus den zu dieser Genehmigung zugeordneten besonderen Auflagen ergeben - verstößt oder wenn sich herausstellt, dass der genehmigte Typ den Erfordernissen der Verkehrssicherheit oder des Umweltschutzes nicht entspricht.

Das Kraftfahrt-Bundesamt kann jederzeit die ordnungsgemäße Ausübung der durch diese Genehmigung verliehenen Befugnisse, insbesondere die genehmigungsgerechte Fertigung sowie die Maßnahmen zur Übereinstimmung der Produktion, nachprüfen. Es kann zu diesem Zweck Proben entnehmen oder entnehmen lassen. Dem Kraftfahrt-Bundesamt und/oder seinen Beauftragten ist ungehinderter Zutritt zu Produktions- und Lagerstätten zu gewähren.

Die mit der Erteilung der Genehmigung verliehenen Befugnisse sind nicht übertragbar. Schutzrechte Dritter werden durch diese Genehmigung nicht berührt.

Rechtsbehelfsbelehrung

Gegen diese Genehmigung kann innerhalb eines Monats nach Bekanntgabe Widerspruch erhoben werden. Der Widerspruch ist beim **Kraftfahrt-Bundesamt, Fördestraße 16, DE-24944 Flensburg**, schriftlich oder zur Niederschrift einzulegen.



Kraftfahrt-Bundesamt

DE-24932 Flensburg

2

Approval No.: **E1*22R06/02*300979*01**

- Attachment -

Collateral clauses and instruction on right to appeal

Collateral clauses

All equipment which corresponds to the approved type is to be identified according to the applied regulation.

The individual production of serial fabrication must be in exact accordance with the approval documents. Changes in the individual production are only allowed with express consent of the Kraftfahrt-Bundesamt.

Changes in the name of the company, the address and the manufacturing plant as well as one of the parties given the authority to delivery or authorised representative named when the approval was granted is to be immediately disclosed to the Kraftfahrt-Bundesamt.

Breach of this regulation can lead to recall of the approval and moreover can be legally prosecuted.

The approval expires if it is returned or withdrawn or if the type approved no longer complies with the legal requirements. The revocation can be made if the demanded requirements for issuance and the continuance of the approval no longer exist, if the holder of the approval violates the duties involved in the approval, also to the extent that they result from the assigned conditions to this approval, or if it is determined that the approved type does not comply with the requirements of traffic safety or environmental protection.

The Kraftfahrt-Bundesamt may check the proper exercise of the conferred authority taken from this approval at any time. In particular this means the compliant production as well as the measures for conformity of production. For this purpose samples can be taken or have taken. The employees or the representatives of the Kraftfahrt-Bundesamt may get unhindered access to the production and storage facilities.

The conferred authority contained with issuance of this approval is not transferable. Trade mark rights of third parties are not affected with this approval.

Instruction on right to appeal

This approval can be appealed within one month after notification. The appeal is to be filed in writing or as a transcript at the **Kraftfahrt-Bundesamt, Fördestraße 16, DE-24944 Flensburg.**

Technical Report

V00

Test standard:
ECE Regulation No. 22

Level of amendment:
Supplement 02 to the 06 series of amendments

Title:
Protective helmets and their visors

Manufacturer:
Jiangmen Pengcheng Helmets Ltd.

Type:
FF808

Subject of testing:
Component

0 General:

0.1	Make (trade name of manufacturer):	MHR, LS2, KTM
0.2	Type:	FF808
0.2.1	Commercial description(s):	refer to information document
0.3	Means of identification of type, if marked on the vehicle / component / technical unit:	refer to information document
0.3.1	Location of that markings:	refer to information document
0.4	Category of vehicle:	n.a.
0.5	Manufacturer's name and address:	Jiangmen Pengcheng Helmets Ltd. No.01-7, Dongsheng Road, Gonghe Town, Heshan City, Guangdong Province, China
0.8	Name(s) and address(es) of assembly plant(s):	refer to information document
0.9	Name and address of representative:	n.a.
	Location of the approval mark:	refer to information document

R22 E1*22R06/02*300979*01

3 Statement of conformity:

The information folder as mentioned under no. 2.1 and the type described therein are in compliance with the test standard mentioned above. With regard to the required level of performance to be achieved, the test specimen were representative for the type to be approved.

The tests were carried out in accordance to the relevant requirements of the

EN ISO/IEC 17025 EN ISO/IEC 17020

Test Laboratory

SGS-TÜV Saar GmbH

notified by

KBA Krafftahrt-Bundesamt, Germany No. KBA-P 00084-10	NSAI National Standards Authority of Ireland No. 101	RDW Rijksdienst voor het Wegverkeer, The Netherlands No. 99050064 00	TRANSPORT STYRELSEN, Sweden No. TT 0015
--	--	---	---

Formal review (Conformity Check) by:

Authorized by expert:

Cinney Zhang

Stephen He 

Cinney Zhang

Stephen He

Guangzhou, 19.09.2023

R22 E1*22R06/02*300979*01



Technical Report
No.: HOM ECN T23/027-01
Type: FF808

Page
5 of 12

This Technical Report shall be reproduced and published in full only and by the client only. It shall be reproduced partially with the written permission of the Test Laboratory only.

This document is issued by the Company subject to its General Conditions of Service (www.sgsgroup.de/agb). Attention is drawn to the limitations of liability, indemnification and jurisdictional issues established therein. This document is an original. If the document is submitted digitally, it is to be treated as an original within the meaning of UCP 600. Any holder of this document is advised that information contained hereon reflects the Company's findings at the time of its intervention only and within the limits of client's instructions, if any. The Company's sole responsibility is to its Client and this document does not exonerate parties to a transaction from exercising all their rights and obligations under the transaction documents. Any unauthorized alteration, forgery or falsification of the content or appearance of this document is unlawful and offenders may be prosecuted to the fullest extent of the law.

To assess the conformity, the laboratory refers to the "scope classification" of the Kraftfahrt-Bundesamt (KBA) – Federal Motor Transport Authority (in its valid version at the time of testing) and the specified consideration of the measurement uncertainty for the related test procedure.

In case the measurement uncertainty does not need to be considered according to the scope classification, the laboratory considers the result conform if its measured value is within the specification.

In case the measurement uncertainty does need to be considered according to the scope classification, the laboratory considers the result conform if its value incl. its measurement uncertainty is within the specification.

Test record

1 Test object and measuring equipment

1.1 Test object

- Protective helmet
- Visor: with without
- Accessory: with without
- Visor (protective screen)
- Sun shield (additional tinted screen)
- Helmet accessory

1.1.1 Protective Helmet

Type: FF808
 Sizes: XS(53/54), S(55/56), M(57/58), L(59/60), XL(61/62), XXL(63/64), XXXL(65/66)
 Helmet types: (J) Jet
 (P) Full face
 (NP) Jet
 (P/J) Modular helmet

1.1.2 Visor

Type: FF-MHR-109
 Inner visor: with without
 Brief description: Clear visor, three dimensional injected, PC material
 Types of helmet to which the visor may be fitted: FF808
 Refer to approval no.: E1 22R 06300980

1.1.3 Sun shield

Type: SF-MHR-20
 Brief description: Tinted screen in combination with clear visor, three dimensional injected, PC material
 Types of helmet to which the sun shield may be fitted: FF808

1.1.4 Remarks:

n.a.

1.2 Equipments for measuring and testing:

1.2.1 Test equipment:

The equipment and the test facilities on

R22 E1*22R06/02*300979*01

which the tests were carried out fulfilled the requirements of the ECE Regulation 22.06

1.2.2 Measurement procedure: according to ECE Regulation No. 22.06

2 Test Results
 Due to the reason of extension (see Appendix B List of modifications), the following tests are required. The former test results still remain valid.

2.1 Protective helmet
 The former test results still remain valid.

2.2 Retention system

2.2.1 The retention system is protected from abrasion (clause 6.10)

<input checked="" type="checkbox"/>	fulfilled
<input type="checkbox"/>	Not fulfilled
<input type="checkbox"/>	n.a.

2.2.2 Chin strap (clause 6.11.1, 6.11.2)
 The width of the chin strap is more than 20 mm under load of 150 N and it doesn't include a chin-cup.

<input checked="" type="checkbox"/>	fulfilled
<input type="checkbox"/>	Not fulfilled
<input type="checkbox"/>	n.a.

2.2.3 Adjustment device (clause 6.11.3)
 The retention system includes a device to adjust and maintain tension.

<input checked="" type="checkbox"/>	fulfilled
<input type="checkbox"/>	Not fulfilled
<input type="checkbox"/>	n.a.

2.2.4 Fastening devices (clauses 6.11.4 to 6.11.9)
 The requirements for fastening devices and release mechanisms are in accordance to the requirements of the test standard.

<input checked="" type="checkbox"/>	fulfilled
<input type="checkbox"/>	Not fulfilled
<input type="checkbox"/>	n.a.

2.2.5 Pulling flap (clauses 6.11.6) In red and its dimensions more than 10 x 20mm

- fulfilled
- Not fulfilled
- n.a.

2.2.6 Dynamic Test of the Retention System (clause 7.6)

- fulfilled
- Not fulfilled
- n.a.

No.22 quick release mechanism

Helmet No.	Condition	Helmet Size (cm)	Dynamic displacement (≤ 35 mm)	Residual displacement (≤ 25 mm)
XL-1	Ambient-temperature and Hygrometry Conditioning	61/62	30.7	17.9
M-1	Ambient-temperature and Hygrometry Conditioning	57/58	31.5	18.1
XS-1	Ambient-temperature and Hygrometry Conditioning	53/54	31.1	18.7

Double-D ring release mechanism

Helmet No.	Condition	Helmet Size (cm)	Dynamic displacement (≤ 35 mm)	Residual displacement (≤ 25 mm)
XL-2	Ambient-temperature and Hygrometry Conditioning	61/62	28.8	14.9
M-2	Ambient-temperature and Hygrometry Conditioning	57/58	27.4	14.5
XS-2	Ambient-temperature and Hygrometry Conditioning	53/54	30.2	15.8

R22 E1*22R06/02*300979*01

2.2.7 Retention (detaching) test
(clause 7.7)

x	fulfilled
	Not fulfilled
	n.a.

No.22 quick release mechanism

Helmet No.	Condition	Helmet Size (cm)	Movement of the reference line ($\leq 30^\circ$)	
			Backward	Frontward
XL-1	Ambient-temperature and Hygrometry Conditioning	61/62	15°	5°
M-1	Ambient-temperature and Hygrometry Conditioning	57/58	24°	6°
XS-1	Ambient-temperature and Hygrometry Conditioning	53/54	27°	10°

Double-D ring release mechanism

Helmet No.	Condition	Helmet Size (cm)	Movement of the reference line ($\leq 30^\circ$)	
			Backward	Frontward
XL-2	Ambient-temperature and Hygrometry Conditioning	61/62	17°	6°
M-2	Ambient-temperature and Hygrometry Conditioning	57/58	24°	13°
XS-2	Ambient-temperature and Hygrometry Conditioning	53/54	25°	19°

R22 E1*22R06/02*300979*01

2.2.8	Micro-slip test of the chin strap (clause 7.10)	<input checked="" type="checkbox"/> fulfilled <input type="checkbox"/> Not fulfilled <input type="checkbox"/> n.a.
	Slippage of chin strap: ($\leq 10\text{mm}$):	2.12 mm
2.2.9	Chin strap, resistance to abrasion test (clause 7.11)	<input checked="" type="checkbox"/> fulfilled <input type="checkbox"/> Not fulfilled <input type="checkbox"/> n.a.
2.2.9.1	Chin strap, withstand a tension of 3 kN (clause 7.11.5)	<input checked="" type="checkbox"/> fulfilled <input type="checkbox"/> Not fulfilled <input type="checkbox"/> n.a.
2.2.10	Retention systems relying on quick-release mechanisms (clause 7.12)	
2.2.10.1	Inadvertent release by pressure (clause 7.12.1)	<input type="checkbox"/> fulfilled <input type="checkbox"/> Not fulfilled <input checked="" type="checkbox"/> n.a.
2.2.10.2	Ease of release (clause 7.12.2)	<input checked="" type="checkbox"/> fulfilled <input type="checkbox"/> Not fulfilled <input type="checkbox"/> n.a.
2.2.10.3	Durability of quick-release mechanisms (clause 7.12.3)	<input checked="" type="checkbox"/> fulfilled <input type="checkbox"/> Not fulfilled <input type="checkbox"/> n.a.
2.3	Visor	<input type="checkbox"/> n.a. (no) <input checked="" type="checkbox"/> n.a. (separately approved)
		Refer to approval no.: E1 22R 06300980
2.4	Sun shield	The former test results still remain valid.
2.5	Information for wearers (clauses 14.1 to 14.6)	The former test results still remain valid.



Technical Report
No.: HOM ECN T23/027-01

Type: FF808
Appendix A

Page
11 of 12

3 Other information

Place of testing: SGS CSTC Guangzhou, P.R. China

Date of testing: From 22.08.2023 to 29.08.2023

4 Remarks: ---

List of modifications:

- | | | |
|---|------------------|---|
| 1 | Correction of: | n.a. |
| 2 | Modification of: | n.a. |
| 3 | Addition of: | <ol style="list-style-type: none">1. Retention system add "Type 2: No.22 quick release mechanism Type 3: Double-D ring release mechanism".2. Annex 6 add drawing "FF808 Retention system (No.22 Buckle)" and drawing "FF808 Retention system (Double D Ring)". |
| 4 | Deletion of: | n.a. |

- End of Technical Report -

INFORMATION DOCUMENT

No.: R22-FF808-01



Jiangmen Pengcheng Helmets Ltd.

TYPE: FF808

Protective helmet with visor
pursuant to

Regulation No. 22

UNIFORM PROVISIONS CONCERNING THE APPROVAL OF
PROTECTIVE HELMETS, OF THEIR VISORS AND OF THEIR
ACCESSORIES FOR DRIVERS AND PASSENGERS OF
MOTORCYCLES AND MOPEDS

Signature of a responsible person:

A handwritten signature in black ink, appearing to be "A. 500", is written over a horizontal line.

Date: 05.09.2023

Reason of extension:

Correction: n.a.

Modification: n.a.

Addition: 1. Retention system add "Type 2: No.22 quick release mechanism Type 3: Double-D ring release mechanism".
2. Annex 6 add drawing "FF808 Retention system (No.22 Buckle)" and drawing "FF808 Retention system (Double D Ring)".

Deletion: n.a.



Type : FF808
 Manufacture : Jiangmen Pengcheng Helmets Ltd.

Date: 05.09.2023
 Page 2 of 23

0 GENERAL INFORMATION

- 0.1 Make (trade name of manufacturer) : MHR, LS2, KTM
- 0.2 Type : FF808
- 0.2.1 Commercial description(s) : FF808, FF808-1, STREAM, STREAM II
- 0.3 Variants / Versions : n.a.
- 0.4 Name and address of manufacturer : Jiangmen Pengcheng Helmets Ltd.
 No.01-7, Dongsheng Road, Gonghe Town, Heshan City, Guangdong Province, China
- 0.5 Name and address of assembly plant : Jiangmen Pengcheng Helmets Ltd.
 No.01-7, Dongsheng Road, Gonghe Town, Heshan City, Guangdong Province, China
- 0.6 Name and address of manufacturer's authorized representative(if any) : n.a.
- 0.7 Location and method of affixing of the international approval mark : Marked in a label sewn on the retention system chin strap, see annex 6

1 TECHNICAL DESCRIPTION

- 1.1 Description of the helmet
 - 1.1.1 Type of helmet : Full face
 - 1.1.2 Type of lower face cover : "P" protective
 - 1.1.3 Size (cm) : XS(53/54),S(55/56),M(57/58),L(59/60),XL(61/62),XXL(63/64),XXXL(65/66)
 - 1.1.4 Drawing of the helmet : See annex 1
 - 1.1.5 Type(s) of visor to which may be equipped with this helmet : FF-MHR-109

- 1.2 Description of the visor : Visor type: FF-MHR-109
 Approval No.: E1 22R 06300980

- 1.3 Description of the shell
 - 1.3.1 Material : ABS
 - 1.3.2 Manufacture method : Injection
 - 1.3.3 Ventilation : See annex 1
 - 1.3.4 Composition of the border join on the shell : PVC
 - 1.3.5 Drawing of the shell : See annex 3

- 1.4 Description of protective padding
 - 1.4.1 Composition : Expanded polystyrene
 - 1.4.2 Density and weight :

Size (cm)	Shell size	Comfort padding thickness (Main) (mm)	Protective padding Density (Main +Top+ Chin+Middle) (Kg/m ³)	Protective padding Thickness (mm)	Protective padding Weight (Main +Top + Chin+Middle) (g)
XS(53-54)	S-XS	12	40+ /+50+80	30-35	100.5+ /+50.5+5
S(55-56)	S-XS	8	40+ /+50+80	30-35	105.5+ /+53.5+5
M(57-58)	L-M	12	40+24+50+80	30-35	91+25.5+54.5+5
L(59-60)	L-M	8	55+24+55+80	30-35	116.5+25.5+59.5+5
XL(61-62)	XXXL-XL	12	60+30+60+80	30-35	133+34+66.5+5
XXL(63-64)	XXXL-XL	10	60+30+60+80	30-35	133+34+66.5+5
XXXL(65-66)	XXXL-XL	8	60+30+60+80	30-35	133+34+66.5+5

- 1.4.3 Drawing of the protective padding : See annex 4

R22 E1*22R06/02*300979*01



Type : FF808
 Manufacture : Jiangmen Pengcheng Helmets Ltd.

Date: 05.09.2023
 Page 3 of 23

- 1.5 Description of comfort padding
 - 1.5.1 Composition of Comfort padding : Compound sponge
 - Comfort tissue : Nylon
 - Protection of the back of the nape : Sponge, textile and leather
 - Lateral packing : EPS and compound sponge
 - Lower face cover : EPS and PU
 - 1.5.2 Drawing of the comfort padding : See annex 5
- 1.6 Description of the retention system
 - 1.6.1 Chin strap
 - Material : Nylon
 - Width : 22 mm
 - 1.6.2 Retention system : Type 1: No.18 quick release mechanism
 Type 2: No.22 quick release mechanism
 Type 3: Double-D ring release mechanism
 - 1.6.3 Comfort padding of the retention system
 - Composition : Leather and textile
 - Thickness : 3 mm
 - 1.6.4 Anchorage system to the shell : By means of a metallic piece fixed to the shell by rivets
 - 1.6.5 Drawing of the retention system : See annex 6
- 1.7 Sun shield
 - 1.7.1 Material : Polycarbonate
 - 1.7.2 Color : Tinted
 - 1.7.3 Thickness : 1.8±0.5mm
 - 1.7.4 Transmittance : About 20%
 - 1.7.5 Manufacture method : By injection
 - 1.7.6 Type(s) of helmet to which may be equipped with this sun shield : FF808
 - 1.7.7 Drawing of the sun shield : See Annex 2
- 1.8 Other Characteristics
 - 1.8.1 Markings
 - Make : Rear part of the shell
 - Weight : Rear part of the shell
 - Size : Rear part of the shell
 - Production year : Mark on label sewn on inside padding
 - 1.8.2 Indelible marking
 - How it is made : Sewing
 - Position : On the chin strap
- 1.9 Accessories
 - 1.9.1 Peak : n.a.
 - 1.9.2 Information for wearer
 - 1.9.2.1 Text : See annex 7
 - 1.9.2.2 Position : Hang on chin strap

R22 E1*22R06/02*300979*01



INFORMATION DOCUMENT

R22-FF808-01

Type : FF808
Manufacture : Jiangmen Pengcheng Helmets Ltd.

Date: 05.09.2023

Page 4 of 23

ANNEXS

Annex 1	Drawing of the helmet	20.02.2023
Annex 2	Drawing of the sun shield	20.02.2023
Annex 3	Drawing of the shell	
	FF808 XXXL-XL Shell	20.02.2023
	FF808 L-M Shell	20.02.2023
	FF808 S-XS Shell	20.02.2023
Annex 4	Drawing of the protective padding	
	FF808 XXXL-XL Protective Padding	20.02.2023
	FF808 L Protective Padding	20.02.2023
	FF808 M Protective Padding	20.02.2023
	FF808 S Protective Padding	20.02.2023
	FF808 XS Protective Padding	20.02.2023
Annex 5	Drawing of the comfort padding	20.02.2023
Annex 6	Drawing of the retention system	
	FF808 Retention system (No.18 Buckle)	20.02.2023
	<u>FF808 Retention system (No.22 Buckle)</u>	<u>05.09.2023</u>
	<u>FF808 Retention system (Double D Ring)</u>	<u>05.09.2023</u>
Annex 7	Information for wearer	20.02.2023



Type : FF808
 Manufacture : Jiangmen Pengcheng Helmets Ltd.

Date: 05.09.2023
 Page 5 of 23

Annex 1: Drawing of the helmet

12	后风窗 back vent	套 set	1	pc+abs
11	前风窗 top vent	套 set	1	pc+abs
10	内镜片 Visor	个 piece	1	pc
9	底座 Ratchet system	套 set	2	pom+aluminium
8	镜片 visor	个 piece	1	pc
7	下巴风窗 mouth vent	套 set	1	pc+abs
6	帽带 chin strap	条 unit	2	nylon
5	快速加/减卡扣环扣 buckle/Double D'ring	套 set	1	ss/ stainless steel
4	密封胶条 rubber ring	条 unit	1	PP
3	内衬 comfort padding	套 set	7	nylon
2	泡沫 protective padding	个 piece	5	eps
1	壳体 Outer shell	个 piece	3	abs
序号 number	名称 name	单位 unit	数量 piece	材料 material

MODEL	FF808							
SIZE	XXXL	XXL	XL	L	M	S	XS	
CM	66-65	64-63	62-61	60-59	58-57	56-55	54-53	
技术要求 technical requirements	1.The surface of the outshell should be smooth and bright no mottle, pinhold,bulb,drop lack of oil ,disdousie of basic color. 2. Every spare parts should be fixed correctly , and not be loose,misssed.							

R22 E1*22R06/02*300979*01

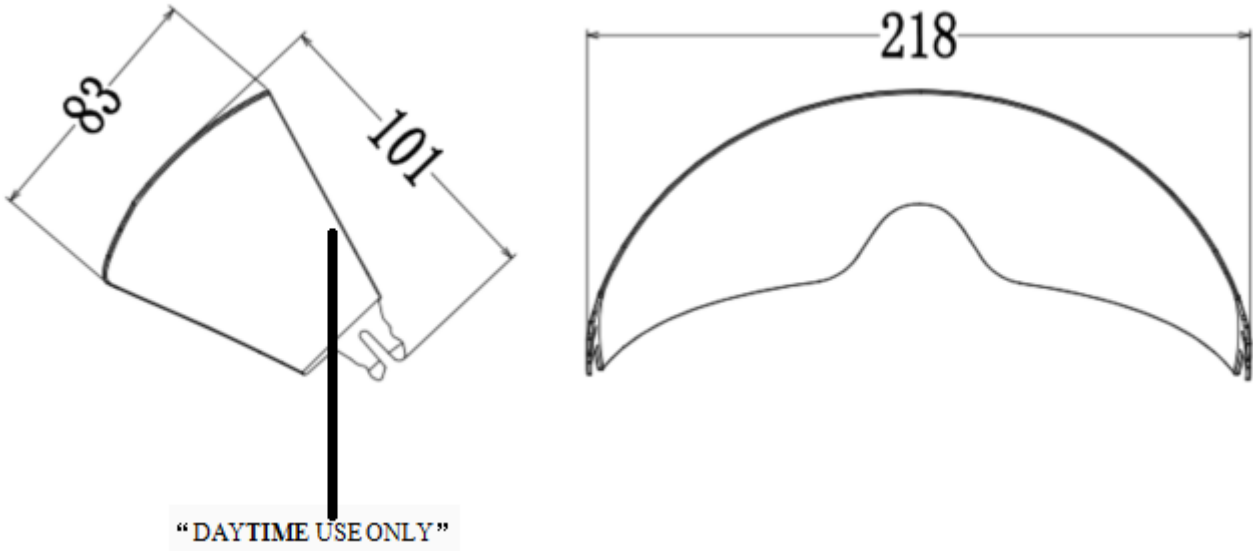
Description	FF808 Helmet		Code No.:	FF808.1.1	
Manufacturer:	Jiangmen Pengcheng Helmets Ltd.				
Address:	No.01-7, Dongsheng Road, Gonghe Town, Heshan City, Guangdong Province, China				
Drawn by:	XiangWuTu	Checked by:	XiangWuTu	Approved by:	XingCheng
Date:	20.02.2023	Date:	20.02.2023	Date:	20.02.2023



Type : FF808
 Manufacture : Jiangmen Pengcheng Helmets Ltd.

Date: 05.09.2023
 Page 6 of 23

Annex 2: Drawing of the sun shield



Unit: mm

Number	Name	Parameter	Number	Name	Parameter
1	Sun shield material	PC	2	Sun shield warning	DAYTIME USE ONLY
Description	FF808 Sun shield (SF-MHR-01)		Code No.:	FF808.2.1	
Manufacturer:	Jiangmen Pengcheng Helmets Ltd.				
Address:	No.01-7, Dongsheng Road, Gonghe Town, Heshan City, Guangdong Province, China				
Drawn by:	XiangWuTu	Checked by:	XiangWuTu	Approved by:	XingCheng
Date:	20.02.2023	Date:	20.02.2023	Date:	20.02.2023

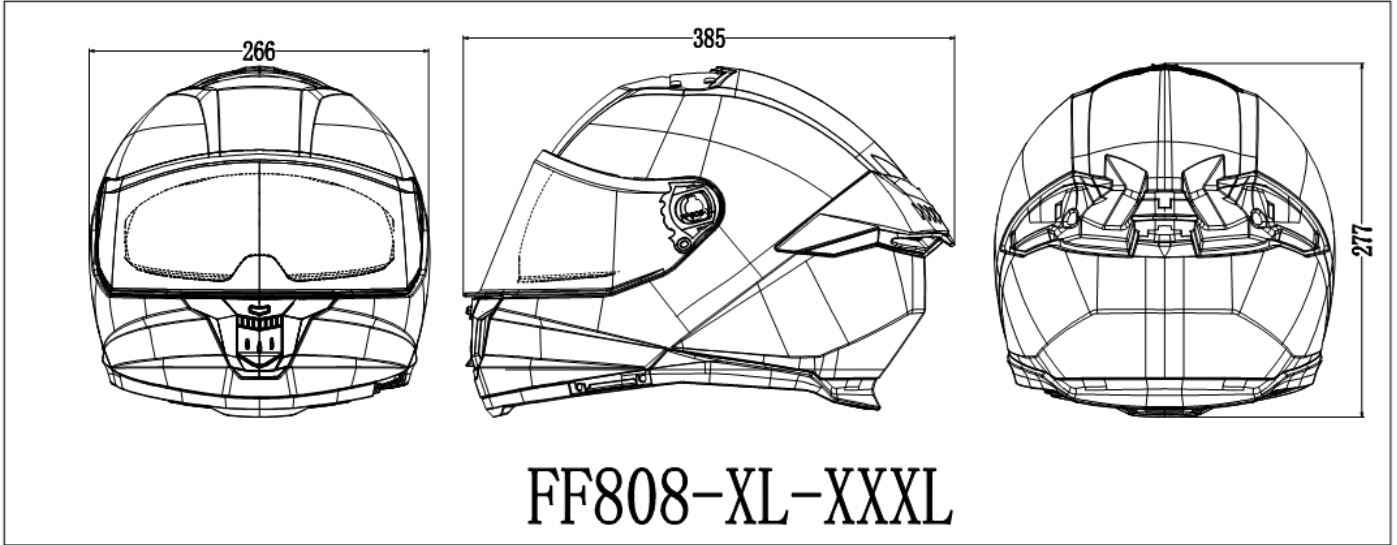
R22 E1*22R06/02*300979*01



Type : FF808
 Manufacture : Jiangmen Pengcheng Helmets Ltd.

Date: 05.09.2023
 Page 7 of 23

Annex 3: Drawing of the shell



Unit: mm

Number	Name	Parameter	Number	Name	Parameter
1	Shell	ABS			
Description	FF808 XXXL-XL Shell		Code No.:	FF808.3.1	
Manufacturer:	Jiangmen Pengcheng Helmets Ltd.				
Address:	No.01-7, Dongsheng Road, Gonghe Town, Heshan City, Guangdong Province, China				
Drawn by:	XiangWuTu	Checked by:	XiangWuTu	Approved by:	XingCheng
Date:	20.02.2023	Date:	20.02.2023	Date:	20.02.2023

R22 E1*22R06/02*300979*01

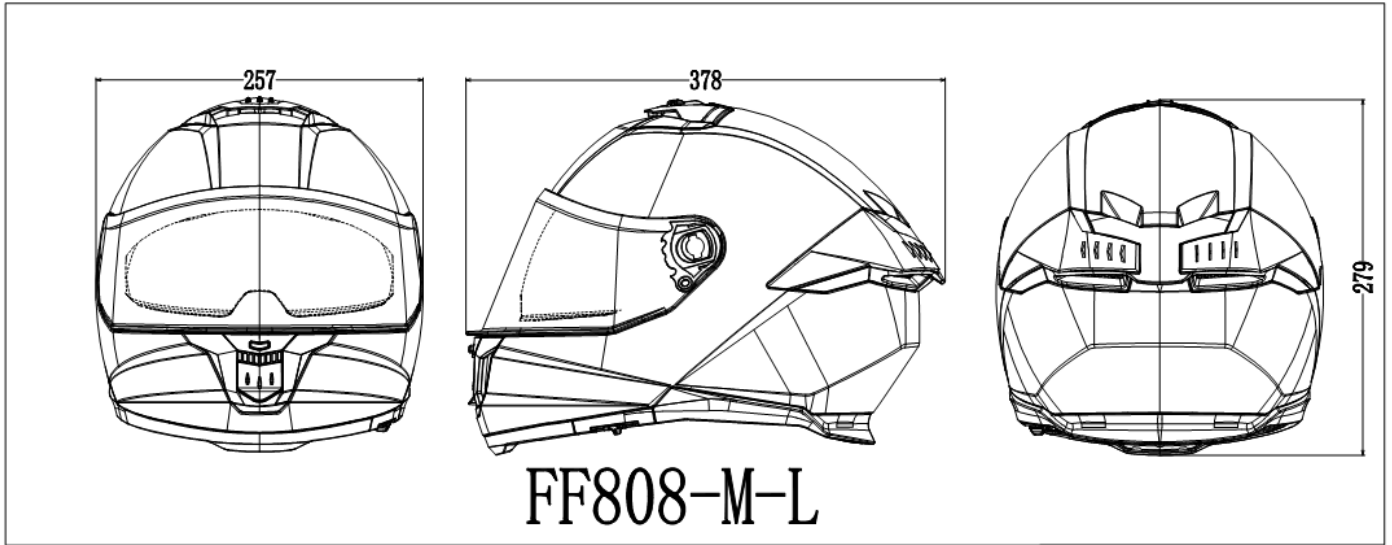
INFORMATION DOCUMENT

R22-FF808-01



Type : FF808
 Manufacture : Jiangmen Pengcheng Helmets Ltd.

Date: 05.09.2023
 Page 8 of 23



Unit: mm

Number	Name	Parameter	Number	Name	Parameter
1	Shell	ABS			
Description	FF808 L-M Shell		Code No.:	FF808.3.2	
Manufacturer:	Jiangmen Pengcheng Helmets Ltd.				
Address:	No.01-7, Dongsheng Road, Gonghe Town, Heshan City, Guangdong Province, China				
Drawn by:	XiangWuTu	Checked by:	XiangWuTu	Approved by:	XingCheng
Date:	20.02.2023	Date:	20.02.2023	Date:	20.02.2023

R22 E1*22R06/02*300979*01

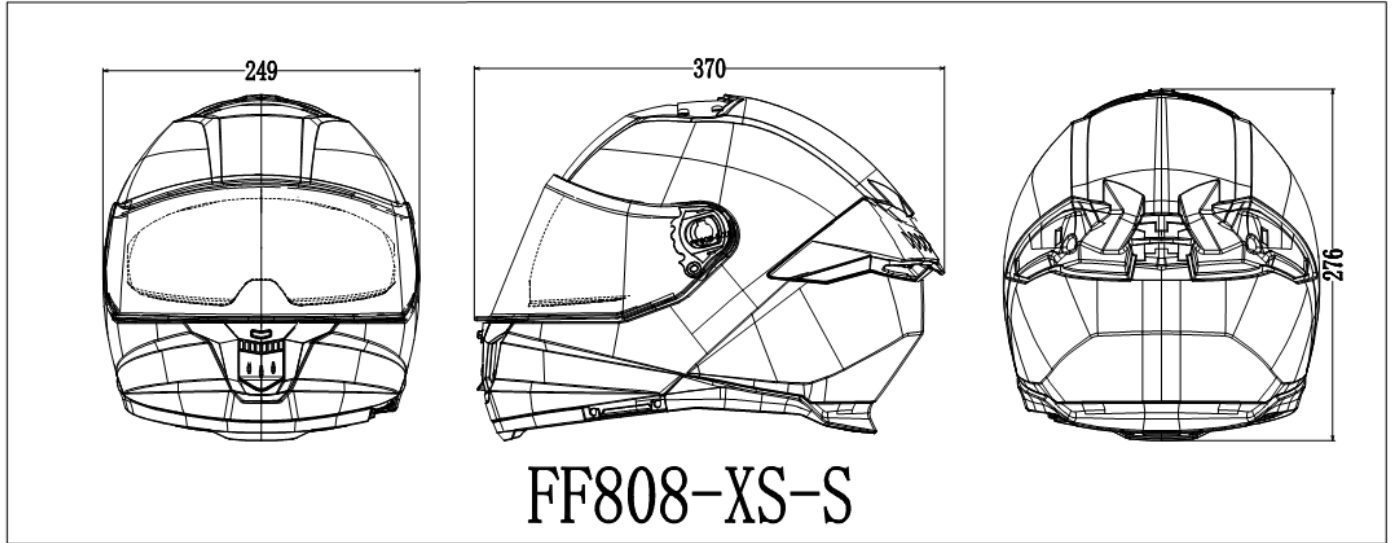
INFORMATION DOCUMENT

R22-FF808-01



Type : FF808
 Manufacture : Jiangmen Pengcheng Helmets Ltd.

Date: 05.09.2023
 Page 9 of 23



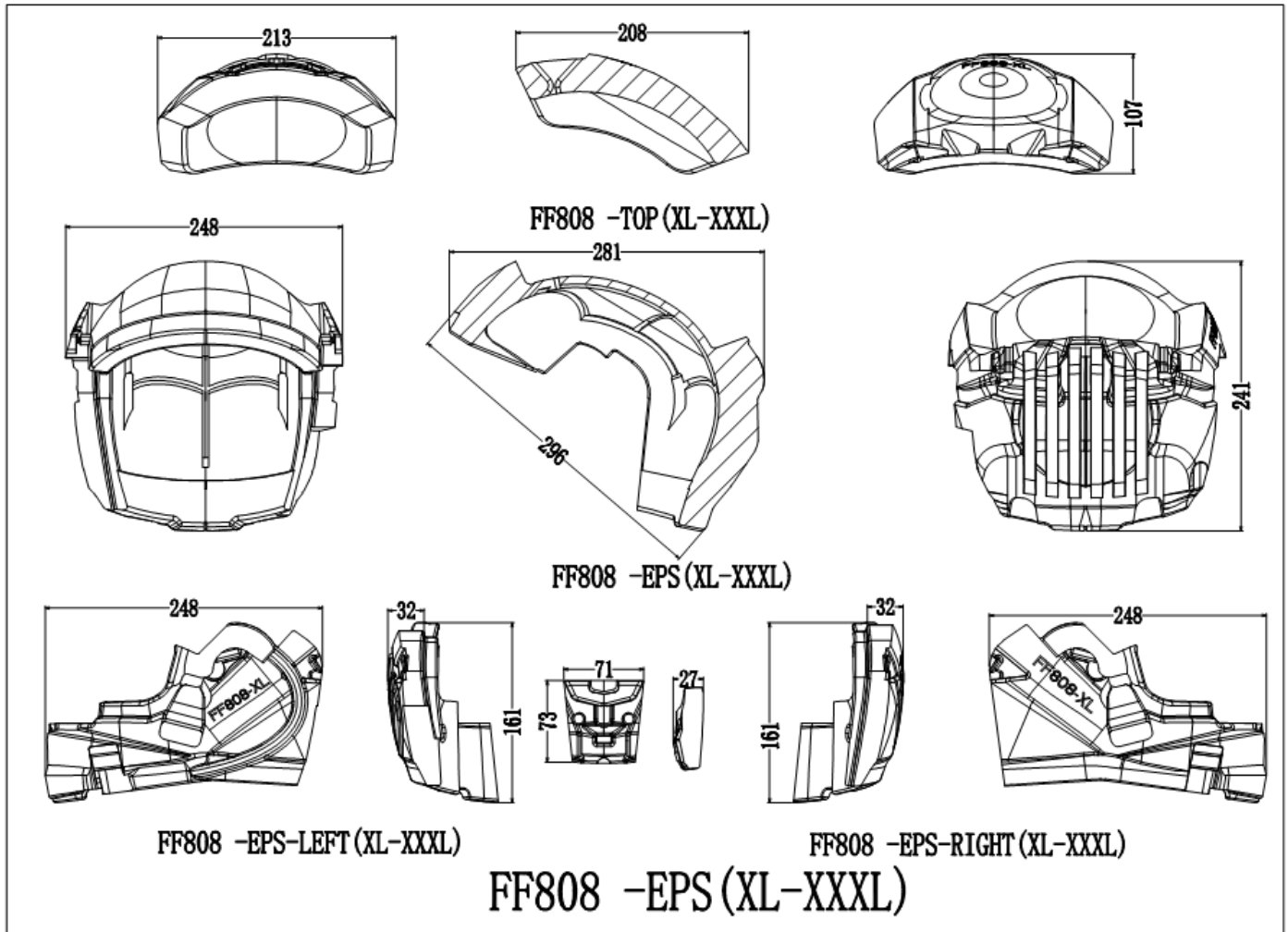
Unit: mm

Number	Name	Parameter	Number	Name	Parameter
1	Shell	ABS			
Description	FF808 S-XS Shell		Code No.:	FF808.3.3	
Manufacturer:	Jiangmen Pengcheng Helmets Ltd.				
Address:	No.01-7, Dongsheng Road, Gonghe Town, Heshan City, Guangdong Province, China				
Drawn by:	XiangWuTu	Checked by:	XiangWuTu	Approved by:	XingCheng
Date:	20.02.2023	Date:	20.02.2023	Date:	20.02.2023

R22 E1*22R06/02*300979*01



Annex 4: Drawing of the protective padding



Unit: mm

Number	Name	Parameter	Number	Name	Parameter
1	Protective padding	EPS			
Description	FF808 XXXL-XL Protective padding		Code No.:	FF808.4.1	
Manufacturer:	Jiangmen Pengcheng Helmets Ltd.				
Address:	No.01-7, Dongsheng Road, Gonghe Town, Heshan City, Guangdong Province, China				
Drawn by:	XiangWuTu	Checked by:	XiangWuTu	Approved by:	XingCheng
Date:	20.02.2023	Date:	20.02.2023	Date:	20.02.2023

R22 E1*22R06/02*300979*01

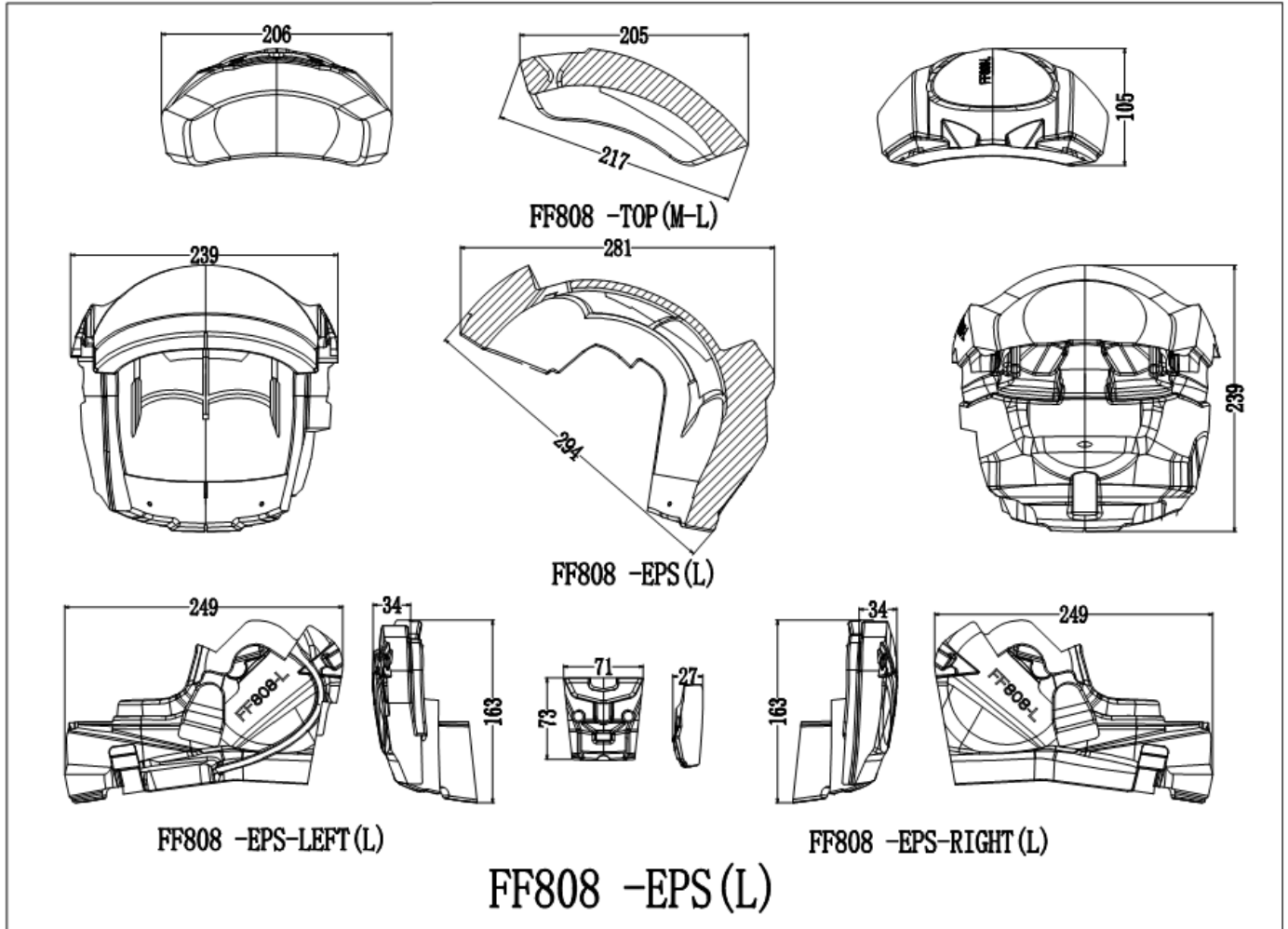
INFORMATION DOCUMENT

R22-FF808-01



Type : FF808
 Manufacture : Jiangmen Pengcheng Helmets Ltd.

Date: 05.09.2023
 Page 11 of 23



Unit: mm

Number	Name	Parameter	Number	Name	Parameter
1	Protective padding	EPS			
Description	FF808 L Protective padding		Code No.:	FF808.4.2	
Manufacturer:	Jiangmen Pengcheng Helmets Ltd.				
Address:	No.01-7, Dongsheng Road, Gonghe Town, Heshan City, Guangdong Province, China				
Drawn by:	XiangWuTu	Checked by:	XiangWuTu	Approved by:	XingCheng
Date:	20.02.2023	Date:	20.02.2023	Date:	20.02.2023

R22 E1*22R06/02*300979*01

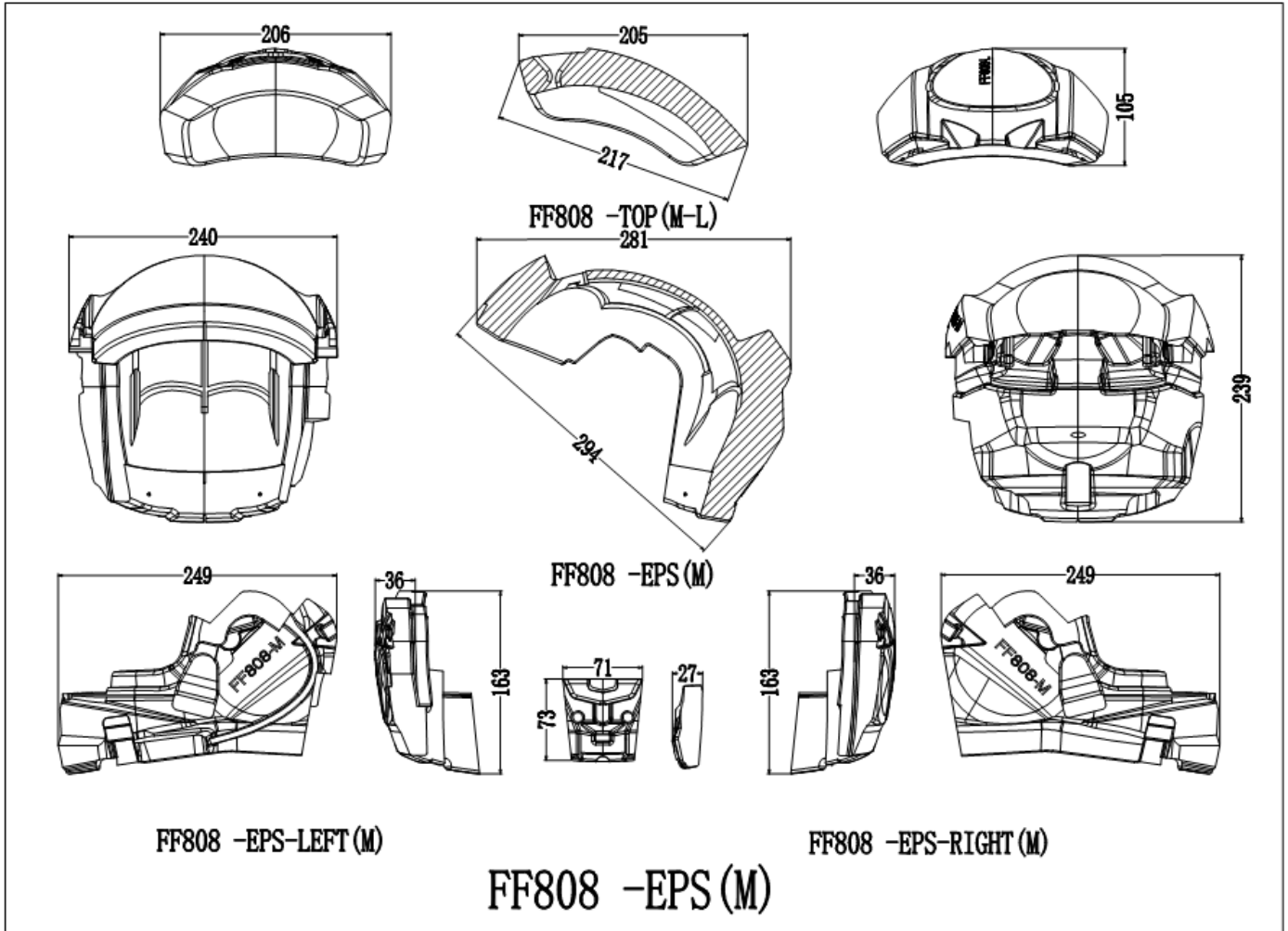
INFORMATION DOCUMENT

R22-FF808-01



Type : FF808
 Manufacture : Jiangmen Pengcheng Helmets Ltd.

Date: 05.09.2023
 Page 12 of 23



Unit: mm

Number	Name	Parameter	Number	Name	Parameter
1	Protective padding	EPS			
Description	FF808 M Protective padding		Code No.:	FF808.4.3	
Manufacturer:	Jiangmen Pengcheng Helmets Ltd.				
Address:	No.01-7, Dongsheng Road, Gonghe Town, Heshan City, Guangdong Province, China				
Drawn by:	XiangWuTu	Checked by:	XiangWuTu	Approved by:	XingCheng
Date:	20.02.2023	Date:	20.02.2023	Date:	20.02.2023

R22 E1*22R06/02*300979*01

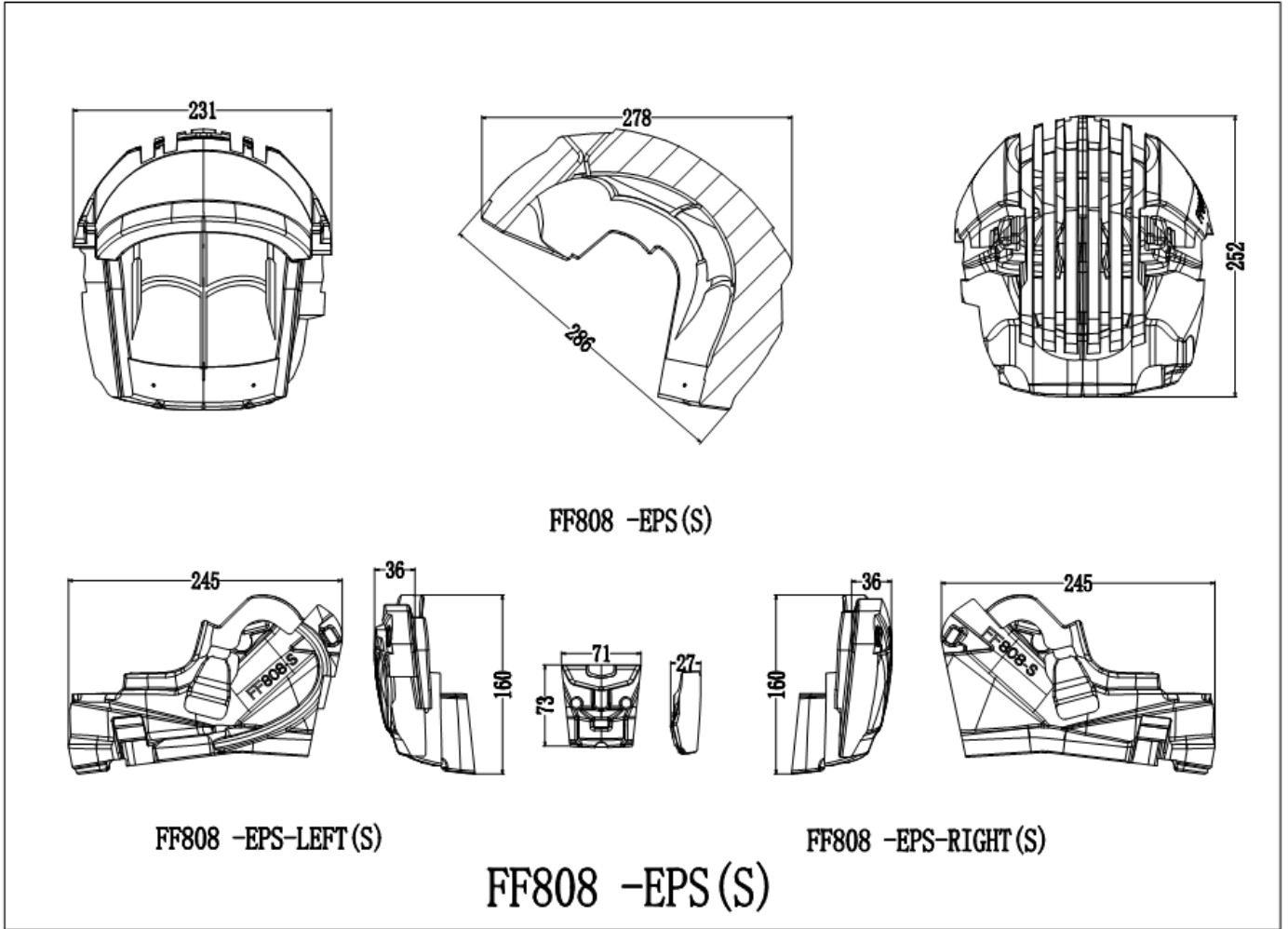
INFORMATION DOCUMENT

R22-FF808-01



Type : FF808
 Manufacture : Jiangmen Pengcheng Helmets Ltd.

Date: 05.09.2023
 Page 13 of 23



Unit: mm

Number	Name	Parameter	Number	Name	Parameter
1	Protective padding	EPS			
Description	FF808 S Protective padding		Code No.:	FF808.4.4	
Manufacturer:	Jiangmen Pengcheng Helmets Ltd.				
Address:	No.01-7, Dongsheng Road, Gonghe Town, Heshan City, Guangdong Province, China				
Drawn by:	XiangWuTu	Checked by:	XiangWuTu	Approved by:	XingCheng
Date:	20.02.2023	Date:	20.02.2023	Date:	20.02.2023

R22 E1*22R06/02*300979*01

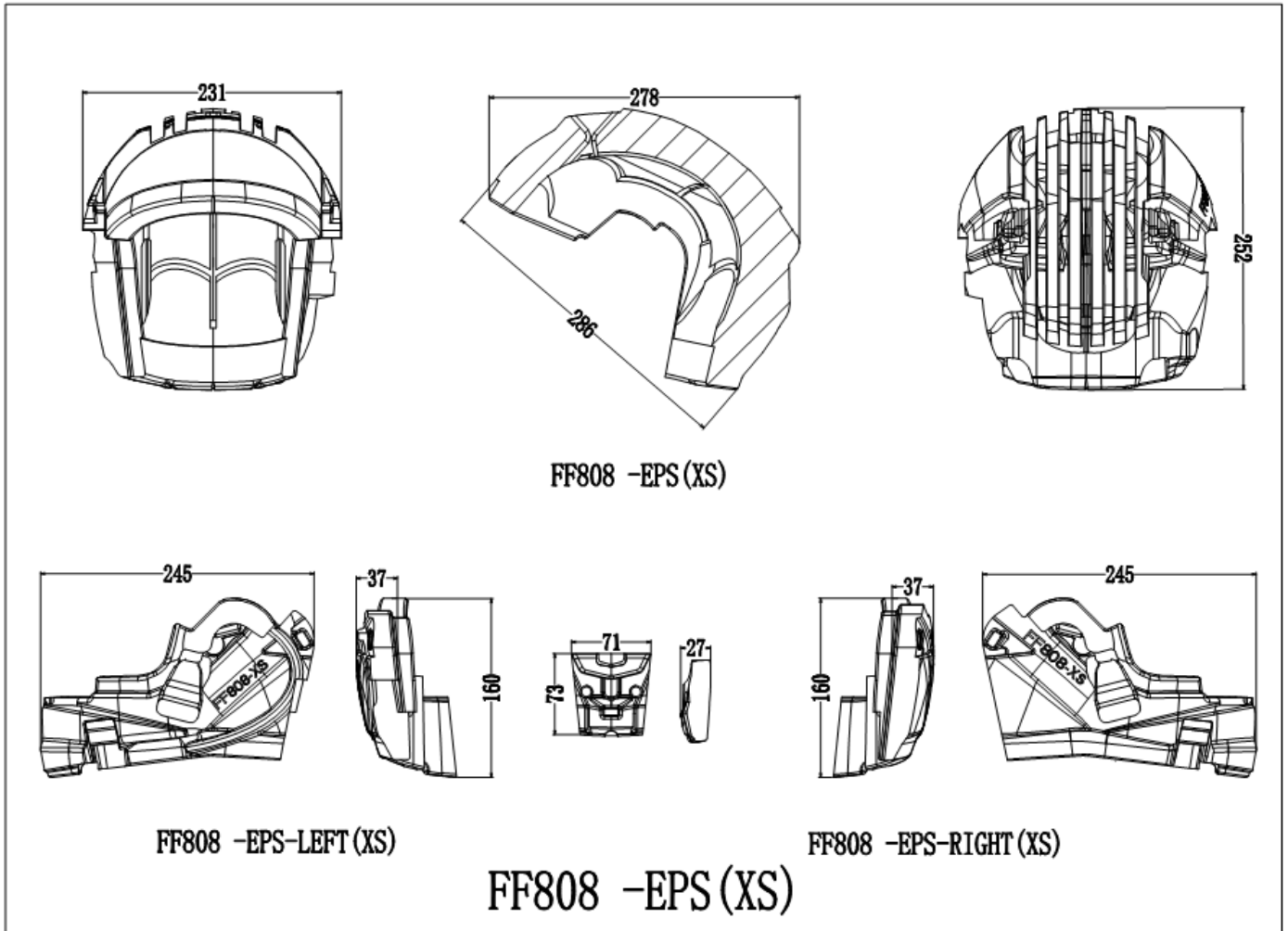


INFORMATION DOCUMENT

R22-FF808-01

Type : FF808
Manufacture : Jiangmen Pengcheng Helmets Ltd.

Date: 05.09.2023
Page 14 of 23



Unit: mm

Table with 6 columns: Number, Name, Parameter, Number, Name, Parameter. Row 1: 1, Protective padding, EPS. Row 2: Description, FF808 XS Protective padding, Code No., FF808.4.5. Row 3: Manufacturer, Jiangmen Pengcheng Helmets Ltd. Row 4: Address, No.01-7, Dongsheng Road, Gonghe Town, Heshan City, Guangdong Province, China. Row 5: Drawn by, XiangWuTu, Checked by, XiangWuTu, Approved by, XingCheng. Row 6: Date, 20.02.2023, Date, 20.02.2023, Date, 20.02.2023.

R22 E1*22R06/02*300979*01



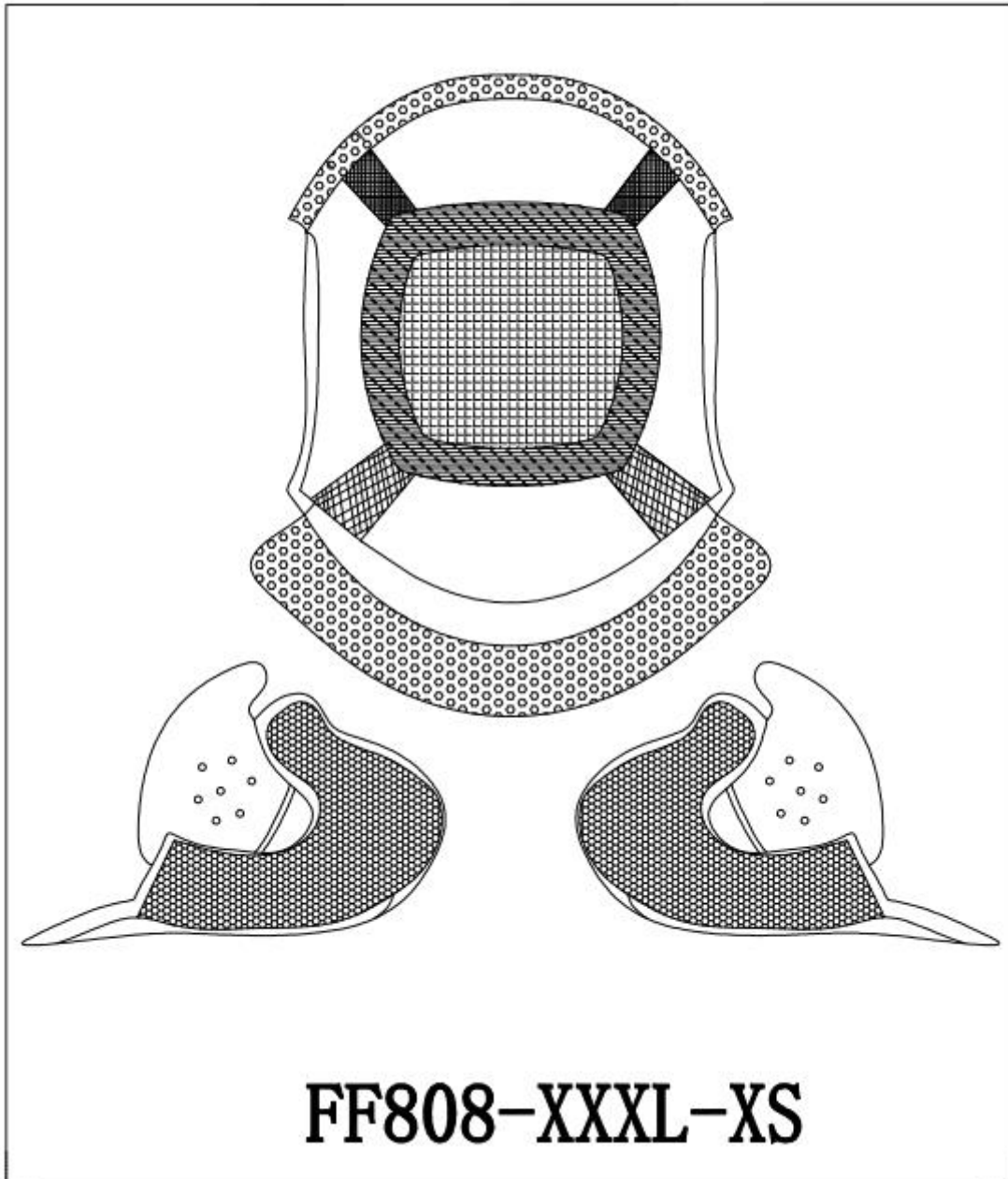
Type : FF808

Date: 05.09.2023

Manufacture : Jiangmen Pengcheng Helmets Ltd.

Page 15 of 23

Annex 5: Drawing of the comfort padding



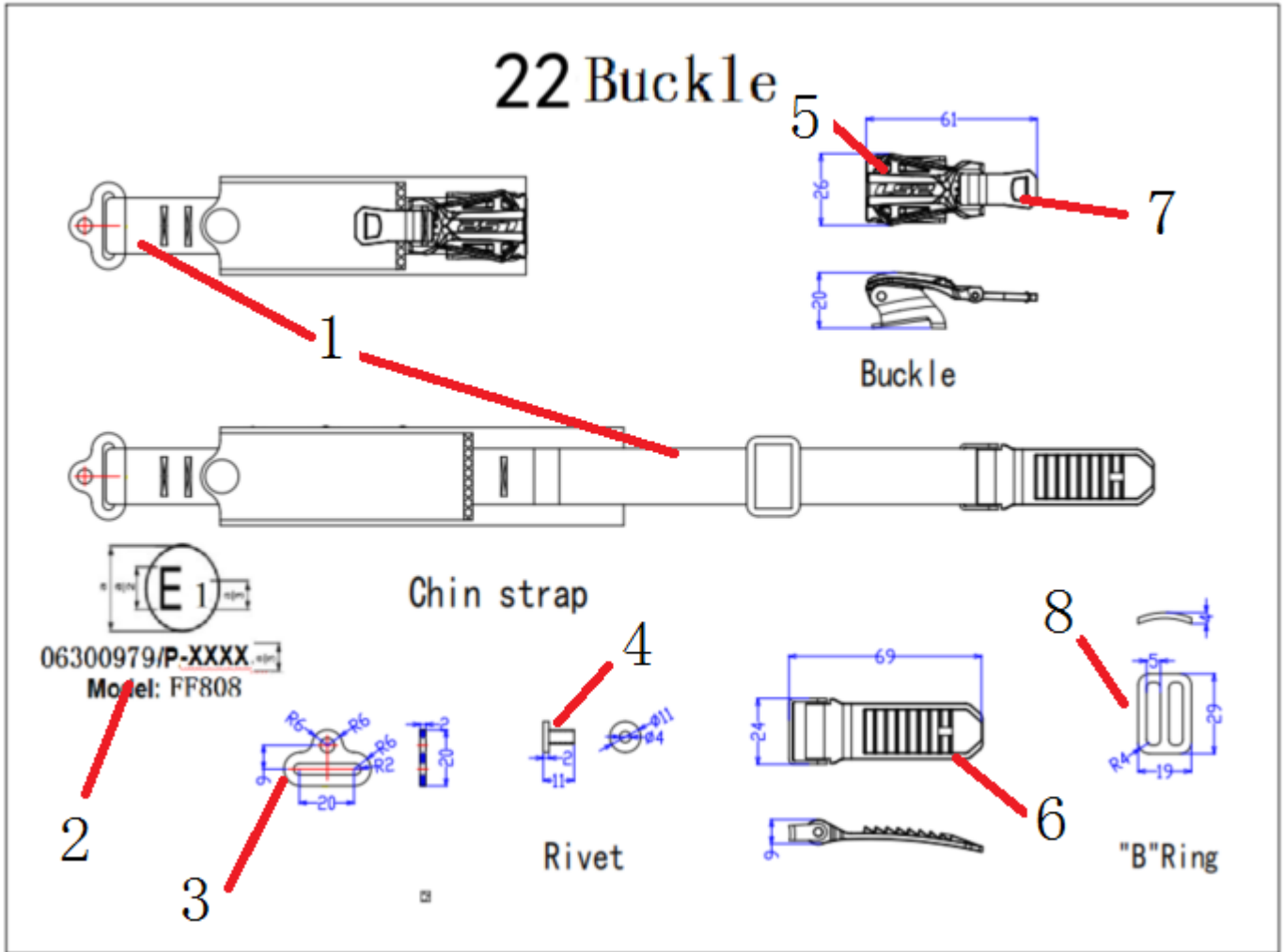
R22 E1*22R06/02*300979*01

Number	Name	Material	Number	Name	Material
1	Comfort padding	Nylon	2	Ear chin strap padding	Nylon + PP
Description	FF808 Comfort padding		Code No.:	FF808.5.1	
Manufacturer:	Jiangmen Pengcheng Helmets Ltd.				
Address:	No.01-7, Dongsheng Road, Gonghe Town, Heshan City, Guangdong Province, China				
Drawn by:	XiangWuTu	Checked by:	XiangWuTu	Approved by:	XingCheng
Date:	20.02.2023	Date:	20.02.2023	Date:	20.02.2023



Type : FF808
 Manufacture : Jiangmen Pengcheng Helmets Ltd.

Date: 05.09.2023
 Page 17 of 23



Unit: mm

<u>Number</u>	<u>Name</u>	<u>Material</u>	<u>Number</u>	<u>Name</u>	<u>Material</u>
<u>1</u>	<u>Chin strap</u>	<u>Nylon</u>	<u>5</u>	<u>Slider</u>	<u>Polycarbonate + Steel</u>
<u>2</u>	<u>ECE Marking</u>	<u>Cloth</u>	<u>6</u>	<u>Quick release buckle</u>	<u>Polycarbonate + Steel</u>
<u>3</u>	<u>Hinge</u>	<u>Steel</u>	<u>7</u>	<u>Red small strap</u>	<u>Nylon</u>
<u>4</u>	<u>Rivet</u>	<u>Steel</u>	<u>8</u>	<u>"B" Ring</u>	<u>Nylon</u>
<u>Description</u>	<u>FF808 Retention system (No.22 Buckle)</u>		<u>Code No.:</u>	<u>FF808.6.2</u>	
<u>Manufacturer:</u>	<u>Jiangmen Pengcheng Helmets Ltd.</u>				
<u>Address:</u>	<u>No.01-7, Dongsheng Road, Gonghe Town, Heshan City, Guangdong Province, China</u>				
<u>Drawn by:</u>	<u>XiangWuTu</u>	<u>Checked by:</u>	<u>XiangWuTu</u>	<u>Approved by:</u>	<u>XingCheng</u>
<u>Date:</u>	<u>05.09.2023</u>	<u>Date:</u>	<u>05.09.2023</u>	<u>Date:</u>	<u>05.09.2023</u>

R22 E1*22R06/02*300979*01

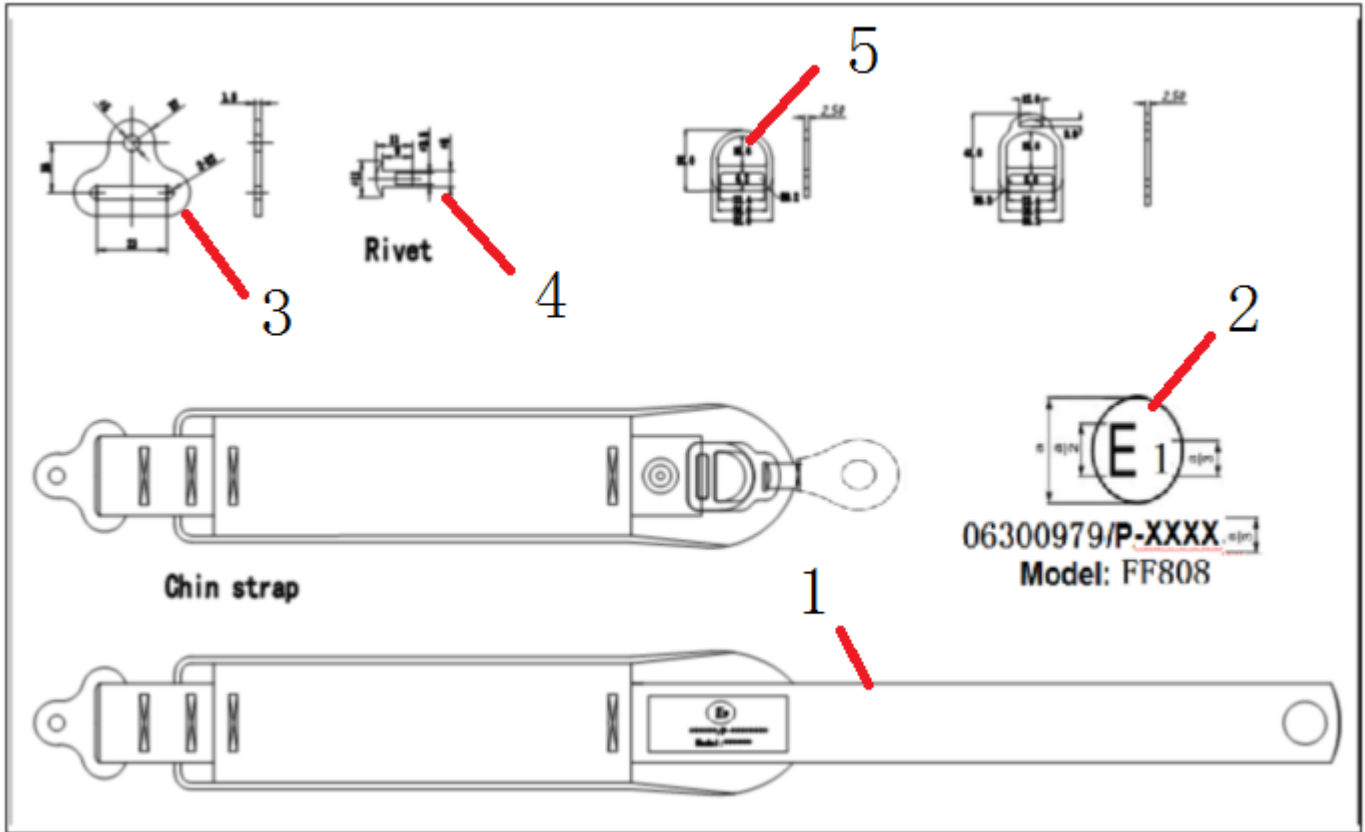
INFORMATION DOCUMENT

R22-FF808-01



Type : FF808
 Manufacture : Jiangmen Pengcheng Helmets Ltd.

Date: 05.09.2023
 Page 18 of 23



Unit: mm

<u>Number</u>	<u>Name</u>	<u>Material</u>	<u>Number</u>	<u>Name</u>	<u>Material</u>
<u>1</u>	<u>Chin strap</u>	<u>Nylon</u>	<u>5</u>	<u>Slider</u>	<u>Polycarbonate + Steel</u>
<u>2</u>	<u>ECE Marking</u>	<u>Cloth</u>			
<u>3</u>	<u>Hinge</u>	<u>Steel</u>			
<u>4</u>	<u>Rivet</u>	<u>Steel</u>			
<u>Description</u>	<u>FF808 Retention system (Double D Ring)</u>		<u>Code No.:</u>	<u>FF808.6.3</u>	
<u>Manufacturer:</u>	<u>Jiangmen Pengcheng Helmets Ltd.</u>				
<u>Address:</u>	<u>No.01-7, Dongsheng Road, Gonghe Town, Heshan City, Guangdong Province, China</u>				
<u>Drawn by:</u>	<u>XiangWuTu</u>	<u>Checked by:</u>	<u>XiangWuTu</u>	<u>Approved by:</u>	<u>XingCheng</u>
<u>Date:</u>	<u>05.09.2023</u>	<u>Date:</u>	<u>05.09.2023</u>	<u>Date:</u>	<u>05.09.2023</u>

R22 E1*22R06/02*300979*01



Type : FF808
Manufacture : Jiangmen Pengcheng Helmets Ltd.

Date: 05.09.2023
Page 19 of 23

Annex 7: Information for wearer



**ALWAYS
AHEAD**



Download the manual



Type : FF808
Manufacture : Jiangmen Pengcheng Helmets Ltd.

Date: 05.09.2023

Page 20 of 23

**FR**

Pour assurer une protection suffisante, ce casque doit être bien ajusté et être solidement attaché. Tout casque qui a été soumis à un choc violent est à remplacer. Un casque OPEN FACE ne protège pas le menton en cas de choc.

Attention! N'appliquer sur ce casque ni peinture, ni autocollant, ni essence, ni aucun autre solvant.

ES

Para asegurar una protección correcta, el casco debe estar bien ajustado y abrochado. Todo casco sometido a un choque violento tiene que ser reemplazado. Un casco OPEN FACE no protege la mandíbula en caso de choque.

¡Cuidado! No aplicar pintura, adhesivos, gasolina u otros disolventes sobre la superficie del casco.

IT

Per garantire una buona protezione, il casco deve essere correttamente calzato ed allacciato. Ogni casco sottoposto ad un colpo violento, deve essere sostituito. Un casco OPEN FACE non protegge la mandibola in caso d'urto.

Attenzione! Non applicare pittura, adesivi, benzina od altri solventi sulla superficie del casco.

EN

To assure complete protection this helmet must be a good fit and to be securely fastened. All helmets must be replaced if they are subject to impact damage. OPEN FACE helmets don't protect the chin in case of impact.

Attention! Do not use any paint, glue, petrol or any other thinner on this helmet.

DE

Um ausreichenden Schutz gewährleisten zu können, muss dieser Helm gut passen und soll sicher befestigt werden. Alle Helme müssen, bei Beschädigungen, ersetzt werden. Ein Helm OPEN FACE das Kinnstück ist nicht für Impact entwickelt.

Achtung! Verwenden Sie bitte keine Farben, Aufkleber, Benzin oder andere Laugen, auf diesen Helm.



Type : FF808
Manufacture : Jiangmen Pengcheng Helmets Ltd.

Date: 05.09.2023
Page 21 of 23

Congratulations on purchasing your new LS2 helmet. Please read these instructions carefully before use. They contain valuable informations to help you obtain the most protection from your helmet and to ensure a longer life for your helmet.

- 1. Read these instructions thoroughly before using your helmet for the first time and store them safely for future reference.
2. A helmet like all products may wear out over time depending upon its use and the amount of care that is given. Please check your helmet every time before use for damage and do not use a damaged helmet.
3. If you have any questions or comments concerning this helmet, please contact your nearest LS2 dealer or agent.

HOW TO CHOOSE A HELMET AND WEAR IT CORRECTLY

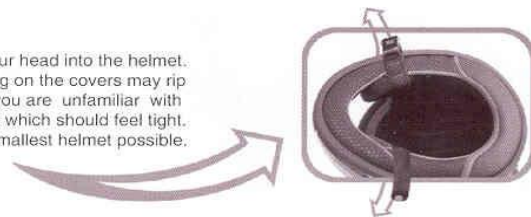
No helmet can protect the wearer against all foreseeable high speed and low speed impact, however, for maximum head protection the helmet must be of proper fit and the retention system must be securely fastened under the chin.

1 To determinate proper fit.

- 1.1. Measure your head size. Wrap a tape measure horizontally around your head at the height of about 2,5 cm above your eyebrows. This will establish the longest measurement around your head.
1.2. Select the helmet that is the closest match to your head size. If your head size should fall between two helmet sizes, try on the smaller one first.

2 Try the helmet on

- 2.1. Expand the helmet opening by the straps, and slide your head into the helmet. Pull the chin straps only, not the chin straps cover, pulling on the covers may rip them. If the helmet is not tight, it is too big for you. If you are unfamiliar with helmets you may be reluctant to pull down the helmet which should feel tight. Even if you feel it is difficult to put it on, please use the smallest helmet possible.



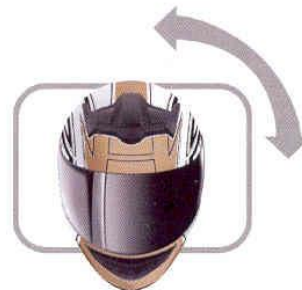
3 Check for a proper fit. With the helmet, go through the following checklist to determine whether the helmet is the correct size.

- 3.1. Make sure the inner lining fits snugly all around your head.
3.2. Make sure the top pad presses closely to the top of your head.
3.3. Check whether the cheek pads are in contact with your cheeks.
3.4. Make sure there is no space between inner lining and brow where you could insert your finger.
3.5. Now, take hold of the helmet with a hand on each side. Without moving your head, try to move the helmet up and down, and side to side. You should feel the skin of your head and face being pulled as you try to move the helmet. If you can move the helmet around easily, it is too big. Try a smaller size.



4 Check the retention system and go through the following steps.

- 4.1. Fasten the chinstrap as tight as possible without causing you pain (see diagram 2). There must be no slack in the strap and it must be tight up against your chin.
4.2. With the chinstrap secured, put your hands flat on the back of the helmet and try to push the helmet off by rotating forward.
4.3. Next, put your hands on the front of the helmet above your forehead (or on the chinguard) and try to push the helmet off by rotating it toward the rear.
4.4. If the helmet starts to come off in either direction, do not use the helmet, either the helmet is too large for you or the chin strap is not tightened enough.



Tightening the chinstrap correctly is extremely important. Try to pull down on the chinstrap with the tips of your fingers if the strap is not against your chin or loosens, you have not properly put the strap through the D rings. Start again (see diagram 2) if your chinstrap is loose, the shock of an impact may knock your helmet off, leaving your head completely unprotected. Do not use a helmet that can be rolled off the head with the chinstrap fastened, since it may come off in an accident, resulting in death or serious personal injuries.

ENGLISH

R22 E1*22R06/02*300979*01



Type : FF808
Manufacture : Jiangmen Pengcheng Helmets Ltd.

Date: 05.09.2023
Page 22 of 23

D RING: To securely fasten the D ring retention system, thread the end of the chinstrap through the D rings only as shown in diagram 2 and put it tight against your throat. Clip the chin strap end hook on the D ring as shown in diagram 2 to secure the loose end of the chin strap after it's securely fastening the chin strap. The only function of the chinstrap end hook fitted on the end of the chinstrap is to avoid fluttering of the end part of the chinstrap.

Quick-release retention system: To fasten the strap, push the metal tongue firmly into the buckle until it locks with a click. Pull the strap tight and pass the end of the strap through the strap ring or ladder to secure it. To release the strap, press the two catches inward (or slide the catches down).

SAFETY RECOMMENDATIONS

1

No helmet can protect wearer against all foreseeable high speed and low speed impacts. However, for maximum head protection, the helmet must be of proper fit and retention system must be securely fastened under the chin. The helmet should allow peripheral vision when secure on your head. If your helmet is too large, it may sleep or move on your head while riding which may make it possible for your helmet to come off in an accident or to obstruct your vision while riding. In the first case, your helmet will not protect your head in an accident, which can result in serious personal injury or death and in the second case, if you cannot see you may have an accident.

2

Use only a helmet that fits snugly all around your head, and fasten the chinstrap securely under your chin. Expand the helmet opening with your hands, and slide your head into the helmet. Please check whether the helmet fits properly according to the checklist (paragraph 3, page 3). Pull the chinstraps only, not the chinstraps covers. Pulling on the covers may rip them, if the helmet is not tight, it is too big for you. To securely fasten the D ring retention system, thread the end of the chinstrap through the D rings only as shown, and pull it tight up against your throat. In the case of quick-release retention system, refer to upper paragraph. If your chinstrap is loose, the shock of an impact may knock your helmet off leaving your head completely unprotected resulting in serious personal injury or death.

3

Helmets are designed to help absorb ONE impact. After your helmet has protected you from an impact, you must get a new one. Your helmet is designed to distribute the force incurred during an impact over a wide area. Even if your helmet looks undamaged externally its useful life is finished after one impact during riding, for example, a capsize or accident where you and your helmet hit the ground or some object. In an impact, the helmet's impact absorbing liner becomes compacted. Once this has happened, the helmet no longer has the ability to absorb further impacts. Your helmet may look the same, but it will not provide protection in an accident. If you have any doubts, for example, if you drop your helmet or if it is hit by something and you are not sure if this one impact rule applies, consult your LS2 dealer before you use the helmet again.



4

Clean your helmet carefully. Never use hot or salt water, benzene, gasoline, glass cleaner or other solvents. Your helmet could be seriously damaged by these substances without showing any apparent visible damage. A helmet damaged or weakened by a cleaning agent may not provide head protection in an accident resulting in serious personal injury or death. The correct way to clean a helmet is to mix 5 or 6 drops of mild soap in a quart of warm water. Dampen a soft cloth with this solution and wipe the helmet clean. Rinse with a wet cloth.

5

Never modify your helmet. It is very dangerous to drill holes or cut the shell and/or the shock absorber liner. Modifications can seriously weaken the helmet. Modifying the retention system weakens it, and it may snap in an impact. Removing parts such as the mouth guard or rubber face trim can expose edges, which may injure you in an accident. Always use approved LS2 parts when replacing shields, screws, or any other parts. A weakened helmet will not provide protection.

6

Don't mistreat your helmet. Never ride with the helmet hanging from the helmet holder, and don't hang the helmet from angled supports like a mirror. Don't sit on your helmet or throw it around. You should not expose the liner of your helmet to strong sunlight and excessive heat such as near heaters or where temperatures exceed 50°C (122°F). Avoid the spray of insect repellent chemicals (such as "naphthalene") near the helmet. Mistreating your helmet will damage the shell and impact absorbing liner and reduce the helmet's ability to protect you in an accident.

7

Always check your helmet before riding off.

- 1. Check the shield and visor screws, and retighten them if necessary.
2. Check for cracks in the helmet. Strong acid (for example, battery acid) can damage the shield base. If you find cracks or damage, stop using the helmet immediately.
3. Plastic components may start to wear out about 5 years after manufacture. If you find deterioration in any part of a component, either replace that component or get a new helmet. If these parts come loose and / or fall off while you are riding, your vision may be blocked which could cause an accident resulting in serious personal injury or death.
4. Check the security of the retention system
5. Make sure that the center pad (or comfort liner) and the cheek pads are attached before you use the helmet.



ENGLISH

R22 E1*22R06/02*300979*01



Type : FF808
Manufacture : Jiangmen Pengcheng Helmets Ltd.

Date: 05.09.2023

Page 23 of 23

8

Maintain your helmet shield in good condition.

If your shield becomes too scratched or undeanable, replace it with a new one. Impaired visibility causes accidents. Clean your shield with mild soapy water, rinse well with clean water, and dry with a soft cloth. Never use benzene gasoline, glass cleaner or any other solvents. Do not attach stickers or adhesive tape to the shield, as this will weaken the hard coating. This can damage the shield. Do not drive with a dim or blurred face shield. Impaired vision can cause an accident resulting in serious personal injury or death.

9

Do not repaint the helmet.

We do not recommend you repaint the helmet, because paint and thinner can damage the materials used in the helmet construction. A helmet damaged weakened by a paint agent may not provide head protection in an accident resulting in serious personal injury or death. If you must paint your helmet, please consult your LS2 dealer.

10

Remember: helmets block important sounds and reduce awareness of environmental changes.

When you wear a helmet, especially a full-face type, you are somewhat isolated from the environment around you. Weather changes can catch you unprepared: sudden showers or temperature variations as you enter or leave tunnels or climb mountain roads can cause unexpected misting of your shield and loss of visibility. Do not drive with a fogged face shield. Wearing a helmet also reduces your ability to hear traffic sounds, especially of high speed. With a full face helmet, opening and closing the shield makes a major difference in how much you can hear. For safe riding be aware of how your helmet type, your speed, affects your perception of road conditions and whether your shield is open.

